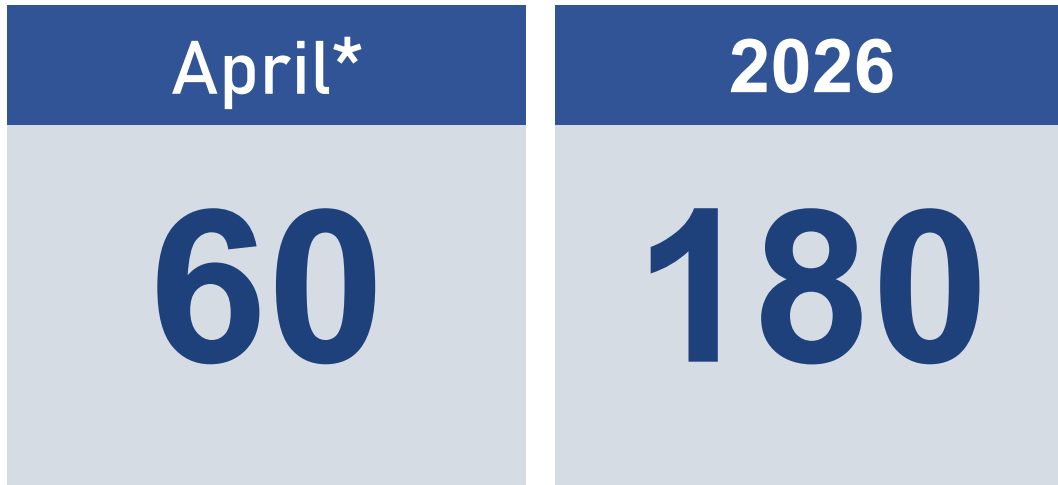


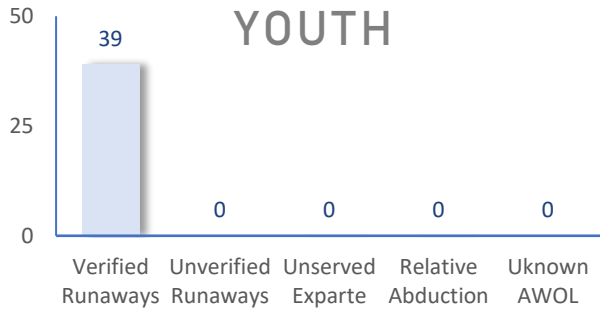
The following statistics show the status and demographics of absent Kansas foster youth and track DCF's successful recovery efforts.

RECOVERED YOUTH

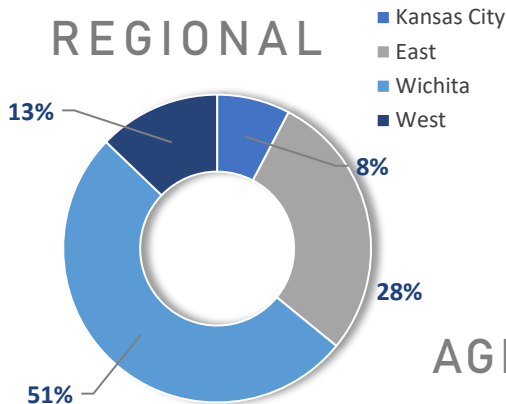


*A youth may be recovered more than once per month.

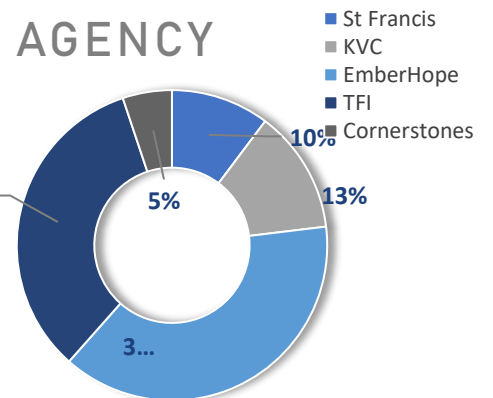
CURRENT AWOL YOUTH



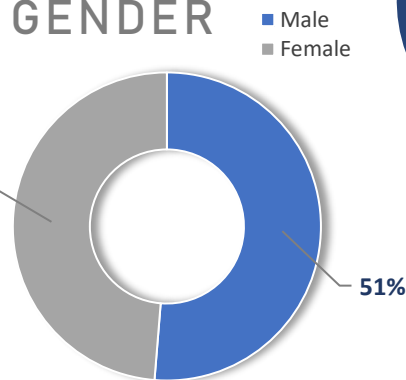
REGIONAL



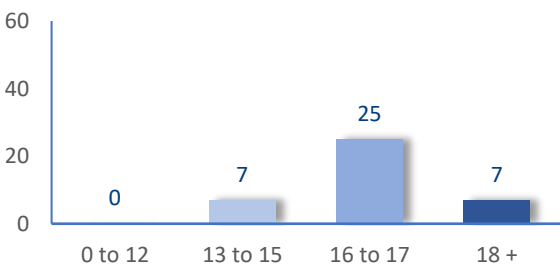
AGENCY



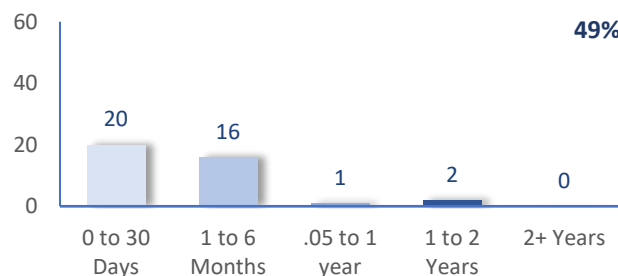
GENDER



AGE



TIME



DAILY AWOL YOUTH

2025

January		February		March		April	
DATE	# AWOL	DATE	# AWOL	DATE	# AWOL	DATE	# AWOL
2	44	2	33	2	36	1	51
5	46	3	32	3	36	2	47
6	50	4	32	4	40	3	49
7	46	5	31	5	38	6	50
8	43	6	30	6	37	7	49
9	40	9	30	9	40	8	46
12	39	10	32	10	40	9	45
13	38	11	32	11	39	10	43
14	37	12	32	12	41	13	46
15	36	13	33	13	40	14	45
16	36	16	34	16	42	15	39
20	36	17	33	17	44	16	43
21	37	18	33	18	43	17	39
22	38	19	33	19	45	20	39
23	31	20	32	20	46	21	39
26	34	23	34	23	47	22	44
27	35	24	36	24	49	23	40
28	35	25	37	25	51	24	36
29	36	26	37	26	48	27	36
30	32	27	37	27	48	28	36
				30	45	29	40
				31	48	30	39